

Right Tool For The Job

8406 Diamond Core Hammer Drill



Make light work of even the biggest holes when matched with a top quality core drill.

- 850W
- 20mm Capacity in Masonry
- Variable Speed
- 13mm Gear Chuck
- Rotary / Rotary Percussion Action

No load speed 0-1500rpm. Max. capacity in wood 30mm, steel 13mm, masonry 20mm. Max. Dry Diamond Core 152mm. Blows per min 0-22,500bpm. Weight 3.5kg.



The increasing use of dry cutting Tungsten Tipped and Diamond Segmented Core Drills - both in the professional sector, and for general home owner DIY applications - is due to the speed, efficiency and accuracy these tools give in the production of service access holes for a variety of plumbing, ventilation and electrical installations.

The Makita 8406 Diamond Core Hammer Drill is suitable for clean cutting through a variety of building media, such as facing bricks - concrete blocks, breeze blocks, soft stone etc, however we do not recommend prolonged usage with very hard materials such as granite, site cast concrete or engineering bricks.

A performance comparison of Diamond over Tungsten Carbide can be generally made. Diamond Cores are faster cutting, with less pressure required to achieve similar cutting speeds, do not require any hammer action, and thus will cut smoother and dimensionally superior holes. Also, they last longer, and are therefore more cost effective in the long run

For professional use, the drill selection for dry core cutting should be a minimum of 850 watts, preferably with variable speed, and for safety and control, have a slip clutch.

As a general rule, the larger the core and the harder the material, the slower the target speed, and vice versa.

Drilling Tips

Safety first - Always wear protective goggles, strong protective gloves, respiratory aid, protective clothing, and sturdy boots

The assistance of a drilling partner, to aid dust and debris collection with a targeted vacuum nozzle will keep this drilling hazard to acceptable levels.

As with many drilling operations, it is best to let the tool do the work, and not to exert excessive force. Be aware that drilling performance is affected by the presence of moisture, either in the building media, or from ambient conditions, and that drilling and cutting in dry summer conditions will be a lot faster than in those affected by the damp.

Dry cutting requires an adequate airflow around the tool, as the cooling medium during cutting, so a cutting strategy of frequently exiting the hole, both to clear debris, and offer this positive airflow is essential. A cutting period of 15 - 20 sec should be followed by this exit action on full rpm for 7 - 10 sec, and repeat. Slotted Cores in operation create a natural vacuum, which will assist the drilling performance.

How To Cut Metal Effectively

LC1230 Cut-Off Saw



Makita Carbide-tipped Metal Cutting saw VS. Abrasive Cutting Saw



Abrasive Blades make Cuts with Sparks



Carbide-Tipped Blades make Virtually Spark-Free Cuts



Metal Cutting Process

Carbide-Tipped Metal Blade Cutting Tips

- Always wear safety glasses, gloves, protective equipment and follow instructions provided with power tool.
- Do not apply excessive pressure on the handle when cutting as this can result in damage to the carbide-tips.
- Too little or too much pressure on the handle may result in more sparks and premature blade wear.
- Use block spacers when cutting square/rectangle tubing as well as channel and UNISTRUT™ for longer blade life.
- When cutting long pieces of metal always use support blocks on both sides so the metal will be level with the saw base.
- Do not touch blade or metal immediately after cut.



Makita Carbide-Tipped Blade

The above blade can be used for cutting many applications and it cuts cleaner

Carbide-Tipped Metal Blade Cutting Process

- 1) Ensure metal is properly placed on saw base and firmly secured in the saw.
- 2) Hold the saw handle firmly and wait until full speed is obtained.
- 3) Lower the handle gently to bring the blade close to the metal.
- 4) Gently ease the blade into the metal and add minimal pressure (reduce pressure if sparks appear).
- 5) After completing the cut, turn off power tool and wait until blade has come to a complete stop then raise the handle (if handle is raised with blade still rotating then the blade may become caught in the metal).



UNISTRUT™

Carbide Tipped Abrasive Tipped



TUBING

Carbide Tipped Abrasive Tipped



THREADED ROD

Carbide Tipped Abrasive Tipped



PIPE

Carbide Tipped Abrasive Tipped



ANGLE IRON

Carbide Tipped Abrasive Tipped

Makita International

The 2nd FIFA Club World Championship 2005

December 11-18, 2005



Makita supports "FIFA Club World Championship TOYOTA CUP Japan 2005" as an official event partner.

The matches will be played on Dec.11(sun) - Dec.18(sun) for 8 days in Japan and will be broadcasted to over 140 countries.

Inaugural Champion: Corinthians (Brazil)

The Contestants

UEFA

Liverpool FC England 2004/05 Champions League winner

CONMEBOL

Sao Paulo FC Brazil 2005 Copa Libertadores winner

CONCACAF

Deportivo Saprissa Costa Rica 2005 Champions Cup winner

AFC

Al Ittihad Saudi Arabia 2005 Champions League winner

OFC

Sydney FC Australia 2005 Club Championship winner

CAF

Al Ahly Egypt 2005 Champions League winner



Liverpool FC

England

Dec 18 Final - Yokohama

Dec 18 Third place play off - Yokohama

Dec 16 Fifth place play off - Tokyo

Semifinals

Dec 15 Sydney FC/ Deportivo Saprissa Liverpool FC

Dec 14 Al Ahly/ Al Ittihad Sao Paulo FC

Preliminary Round

Dec 12 Al Ahly Al Ittihad

Dec 11 Sydney FC Deportivo Saprissa



Sao Paulo FC

Brazil

Formula Supercars

Single make formulas such as the Lotus Elize, Renault Clio, Porsche Supercap and VW Polo Cup, etc have become increasingly popular in Europe and South Africa, mainly due to close, competitive racing in vehicles that are either recognizable as cars in the street or designed around major car brands. Supercars is just such a formula.

It is essential that motor racing becomes more accessible to the man in the street - Supercars, one of the only true "racing" formulas in Cape Town, **Makita** being a support sponsor, fills a niche as the premier Western Cape formula, recognizable by all enthusiasts and spectators, affordable, exciting and a technical level that is understood by everyone.

Background/History

A few years ago Owen Ashley Auto Development set Supercars in motion, a one make formula, based on the Opel Astra, compromising a tubular space frame chassis, fiberglass body shell these cars are similar to 7/8 scale NASCARS and 2.0L 8-valve Boss engine. Full racing



suspension complete a package that has created some of the most intense, exciting and competitive racing in the region.

Affordability has always been the aim of this very competitive formula. As such, regulations are strictly controlled to allow budgets of all sizes to race once the initial cost of a car has been overcome. Two classes, Gold and Silver, currently form the basis of the championship, with the winner of the Gold class being pronounced the overall champion. Classification is based on average grid position.

Racing takes place at Killarney in Cape Town (South Africa), where the formula is based. Away race tracks currently used are the Mercedes Benz GP circuit at East London and Scribante in PE.

Ten to eleven race meetings are held every year, throughout the year. A race meeting will typically consist of Friday afternoon unofficial practice, where cars are set up and fine tuned for race day. Saturday early morning is used for a 15 minute qualifying period for grid positions for the first race; two 8-lap races complete the day, with grid positions for the second heat determined by results of the first. During all these events the Workshop and Pits are open to all members of the public, giving everyone first hand experience of the process of racing.

Celebrity drivers are invited from time to time to boost interest in the racing and the formula. The boma which is exclusively used by the formula, is attached to the Western Province Motor Club clubhouse forms an integral and essential part of the racing event. During and after racing the boma is the center of activity for guests, sponsors, drivers and other enthusiasts.

Engine Specifications

Engine
Cylinder 4 in line North South
Fuel Supply 2 off 45 Side draught Weber's
Bore Stroke 86 x 86 mm
Cubic Capacity 1999cc
Compression Ratio 10.5 - 1
Valve Train SOHC 8 valve
Ignition Electronic
Fuel Requirement 102 Octane Racing Fuel
Cooling Water
Engine Output
Power Peak 132 KW Max (controlled)
Max Torque 219 N.M. (controlled)
Max RPM 7200

Transmission

Forward Speed 5 Speed Std Getrag Gearbox
Final Drive 4.11 limited Slip

Brakes

Front 252 Ventilated Discs
Rear 250 Drums
Hydraulic Vacuum Dual Circuit
Proportioning Front & Rear Hand Adjusted in Cockpit

Steering

Rack & Pinion 2.8 Turns Lock to Lock

Chassis

Tubular Space Frame

Capacities

Fuel Tank 25 Litres
Sump Oil 4 Litres

Body

Glass Fibre
7/8 Scale NASCARS

Measurements


Length overall 4240 mm
Width overall 1740 mm
Height overall 1270 mm
Wheel Base 2525 mm
Front Track 1460 mm
Rear Track 1500 mm
Ground Clearance 70 mm
Mass with Driver 880 Kg (controlled)
Rear Wing Adjustable

Wheels and Tyres

Rims 8J x 15" Steel. Tyres Continental Slicks
195 x 580 x 15".

Suspension

Front Double Wishbone with Coil over Shock Absorbers
Rear Five Link Solid Axle with Coil over Shock Absorbers

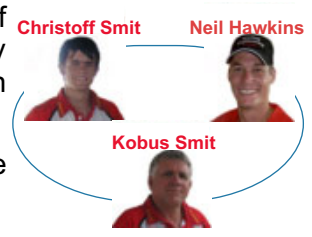


Team KC Racing



The 2005 design and colour scheme for the two Team KC Racing cars #5 and #6 running under the **Makita Power Tools** banner can be seen in the photo below. The Supercars series season has drawn to a close and Team KC can be very satisfied with their debut season in the series. Neil Hawkins has proven that he is a frontrunner in the class...and that he is the quickest of the drivers on track. Christoff Smit has proven his mettle in the Silver Class by destroying his opposition, while Kobus Smit has shown his determination by consistently scoring points. He has also shown that one can put in a good driving performance while running the Supercars series effectively...

The penultimate round of the series took place at Killarney recently and it saw all three drivers of Team KC running in the top four positions for most of the day. The circumstances of the day prevented them from ousting Divan Wentzel from overall victory and they can only lament on "what if"...



The season has drawn to a close and Team KC can be proud of their achievements. They will be hard pressed to improve on such a successful season, but that is what they aim to achieve!

Gold Class

Fin	No	Driver	Points
1	#4	Neil Hawkins	347
2	#7	Jess Huggett	344
3	#26	Divan Wentzel	294
4	#24	Marcel Angel	276
5	#6	Kobus Smit	274




Silver Class

Fin	No	Driver	Points
1	#5	Christoff Smit	301
2	#15	Gary Fourie	247
3	#9	Harry Evans	193
4	#71	Brennon Green	176
5	#12	Paul Krynauw	147



Editors Notes



The management and staff of Makita SA would like to thank all our partners for their valued support during 2005. Rutherford will be closed between 23 December 2005 and 3 January 2006.

We wish all our readers a happy festive season and a prosperous and healthy 2006. For those who are travelling over the festive season please drive safely.

Best Regards
Makita SA Marketing Department