



Satisfy Professional's Needs

Slide Compound Miter Saw
LS0815FL 216mm

High cutting capacity

Maximum cutting depth
of 65mm at 90°



Max cutting
width: 305 mm


Max cutting
height: 65 mm

Laser marker



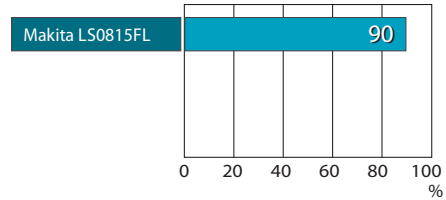
Bevel range



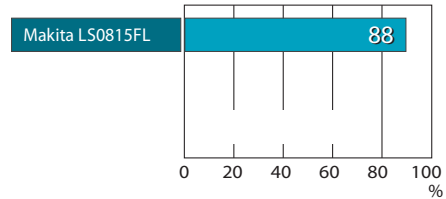


High dust extraction rate

When slide-cutting a 20mm thick Douglas-fir at 90° with a vacuum cleaner connected:



When slide-cutting a 60mm thick Douglas-fir at 90° with a dust bag attached:




Miter range of 50° left and 60° right

with positive stops at 0°, 15°, 22.5°, 31.6°, 45° left/right, 50° left and 60° right


Bevel range of 48° left and 5° right

Easy bevel angle change from 45° to 48° left and from 0° (right angle) to 5° right with simple operation of a push-button



Laser marker

Operates on the same power source as the motor; therefore, does not need any battery



LED job light

Cutting capacity

| | | |
|---------------------|------------------------------|------------------|
| | Bevel Cut at 45° left | Cross Cut |
| Miter at 0° | 50 x 305 mm | 65 x 305 mm |
| Miter at 45° | 50 x 215 mm | 65 x 215 mm |
| Miter at 60° | | 65 x 150 mm |

Slide Compound Miter Saw

LS0815FL 216mm

| | |
|-------------------------|---|
| Continuous rating Input | 1,400W |
| Max cutting capacity | at 0 degrees : 65x305mm at 45 degrees : 50x305mm |
| Blade diameter | 216mm |
| No load speed (r/min) | 5,000 |
| Dimensions (L x W x H) | 755x450x488mm |
| Net weight | 14.1kg |
| Power supply cord | 2.5m |

- Double Insulation
- Soft Start
- Bevel Cutting L45 R5
- Laser Marker
- Dust Collecting
- Built-in Job Light

Standard Equipment :

Carbide-Tipped Saw Blade, Triangular Rule, Vertical Vise, Holder x2, Dust Bag, Socket Wrench, Hex Wrench

*weight according to EPTA-Procedure 01/2003

Items of standard equipment and specifications may vary by country or area.